

COORDINATING MOLDINGS AVAILABLE

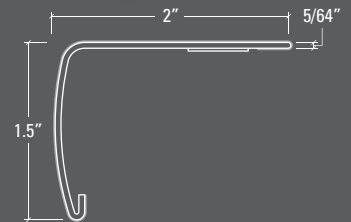
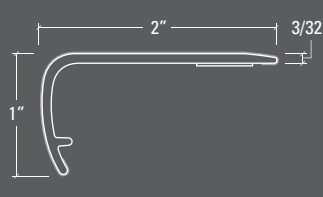
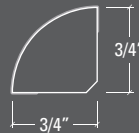
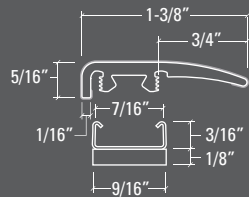
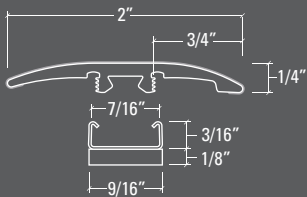
Slim Trim
3-in-1 Molding
Hardware
Included

End Cap
PVC
Hardware
Included

**Quarter
Round**

VersaEdge Stair Nose
PVC Stair Nose

VersaEdge Stair Nose
Aluminum Stair Nose
30 Piece Minimum



SlimTrim

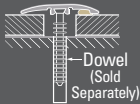
LVT SOLUTIONS

- 1 Reducer:** Up to 1/4" (6.35mm)
- 2 Transition:** Up to 1/8" (3mm) 1/8-1/4" (3-6.35mm)
- 3 End Cap:** (Hard Surface to Carpet) Up to 1/8-1/4" (3-6.35mm)

For floors thicker than 1/4" (6.35mm) use Dowel Option below

LAMINATE SOLUTIONS

- 1 Reducer:** Up to 3/4" (19mm)
- 2 Transition:** Up to 3/4" (19mm)
- 3 End Cap:** (Hard Surface to Carpet) Up to 3/4" (19mm)



NOTE: Optional dowel installation cannot be used on radiant heat floors.

End Cap

Floors 0-1/16" (0-4.5mm)



Floors 3/16-3/8" (5-9.5mm)



Floors 3/8-1/2" (10-12.7mm)



QuarterRound



VersaEdge Stair Nose Aluminum & PVC

"LOCK-DOWN" INSTALL (e.g. Stair Treads)

Laminate/Vinyl/Hardwood/Engineered Wood

Adhesive Tape (Remove Backing to Apply)



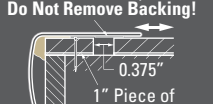
Vinyl/LVT Alternative Flush



"FLOATING" INSTALL

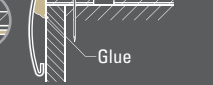
Laminate/Engineered Wood

Adhesive Tape Do Not Remove Backing!



1" Piece of Flooring Nailed & Glued Down

Vinyl/LVT



For More Detailed Installation Instructions, Tips, and Advice, Go To Installationadvice.com